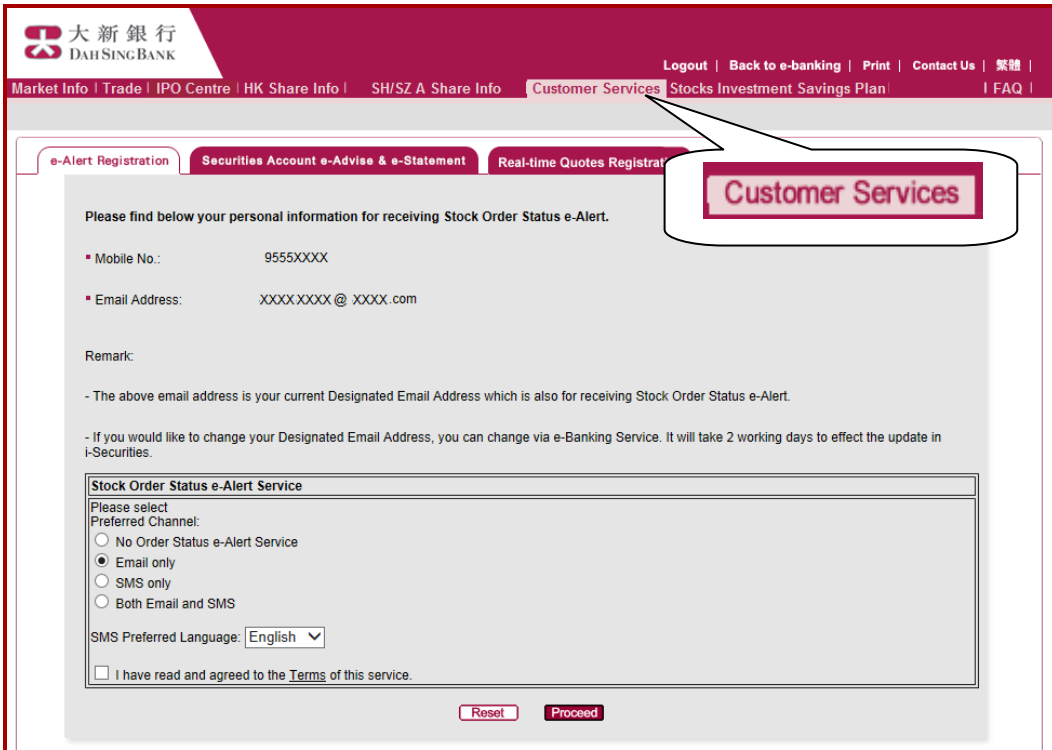


i-Securities Services Guide – Customer Services

Log on “Customer Services”



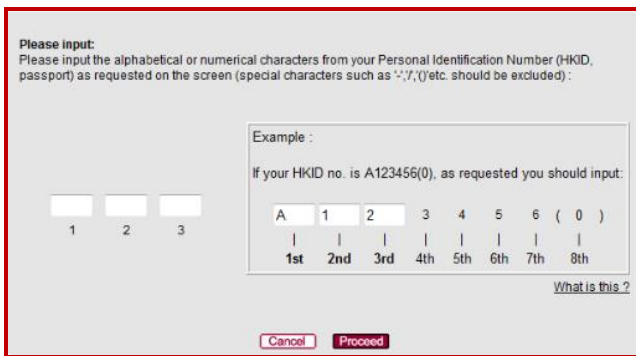
The screenshot shows the Dah Sing Bank website interface. At the top, there is a navigation bar with the bank's logo and name. Below the navigation bar, there are several menu items: Market Info, Trade, IPO Centre, HK Share Info, SH/SZ A Share Info, Customer Services (highlighted with a callout box), Stocks Investment, Savings Plan, and FAQ. The main content area is titled "Customer Services" and contains a form for "Stock Order Status e-Alert Service". The form includes fields for Mobile No. (9555XXXX) and Email Address (XXXX.XXXX@XXXX.com). There is a "Remark" section with a note about the designated email address. Below the form, there are radio buttons for "Preferred Channel" (No Order Status e-Alert Service, Email only, SMS only, Both Email and SMS) and a dropdown menu for "SMS Preferred Language" (English). At the bottom of the form, there is a checkbox for "I have read and agreed to the Terms of this service." and two buttons: "Reset" and "Proceed".

1. Log on to the i-Securities Services
2. Select “Customer Services” section to register e-Alert, view the securities account e-advise & e-statement or register real-time quotes

e-Alert registration

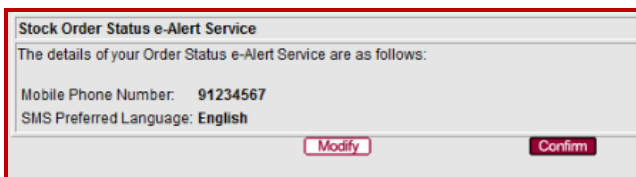


1. Select “e-Alert Registration”
2. Select preferred channel and language of e-Alert service
3. Click “Proceed”

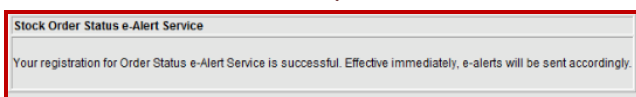


1. Follow the instruction shown on the screen, input the corresponding alphabetical or numerical number
2. Click “Proceed”*

* If incorrect information has been inputted for more than 3 times, you cannot register e-Alert online. Please call securities service hotline 2828-7000 or visit any branches for registration.



1. Check of the application details
2. Click “Confirm”

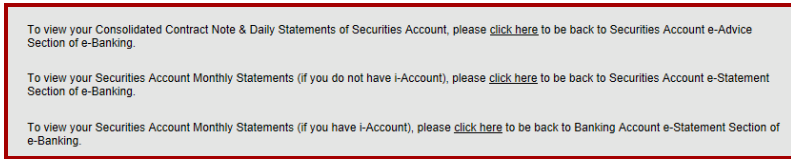


The registration is accepted

View Securities Account e-Advise & e-statement

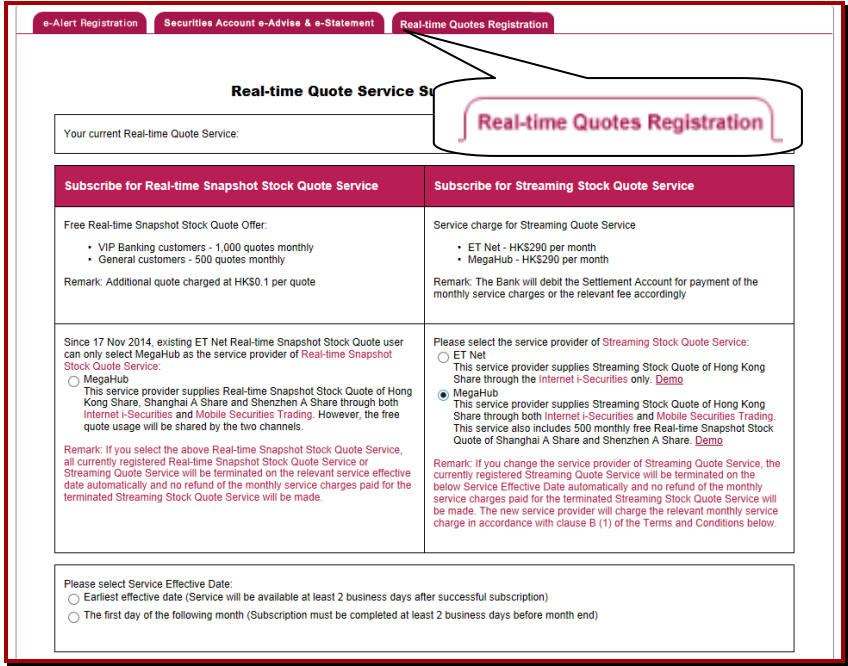


Select “Securities Account e-Advise & e-statement”

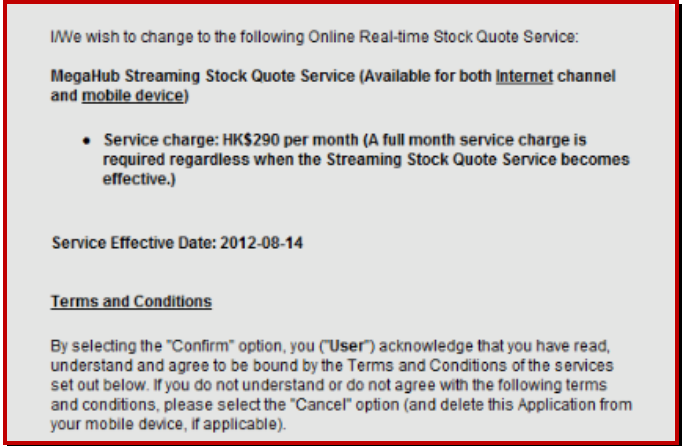


Select the item you want to view.

Registration for Real-time Stock Quote Services



1. Select “Real-time Quotes Registration”
2. Select the Real-time Stock Quotes that you want to apply for (if you will enquire Real-time Snapshot Stock Quote of Shanghai/Shenzhen A Share and/or use Mobile Securities Trading, please choose service provider MegaHub)
3. Select the Service Effective Date
4. Click “Proceed”

1. Check of the application details
2. Read the relevant Terms and Conditions
3. Click “Confirm”




Your application is accepted